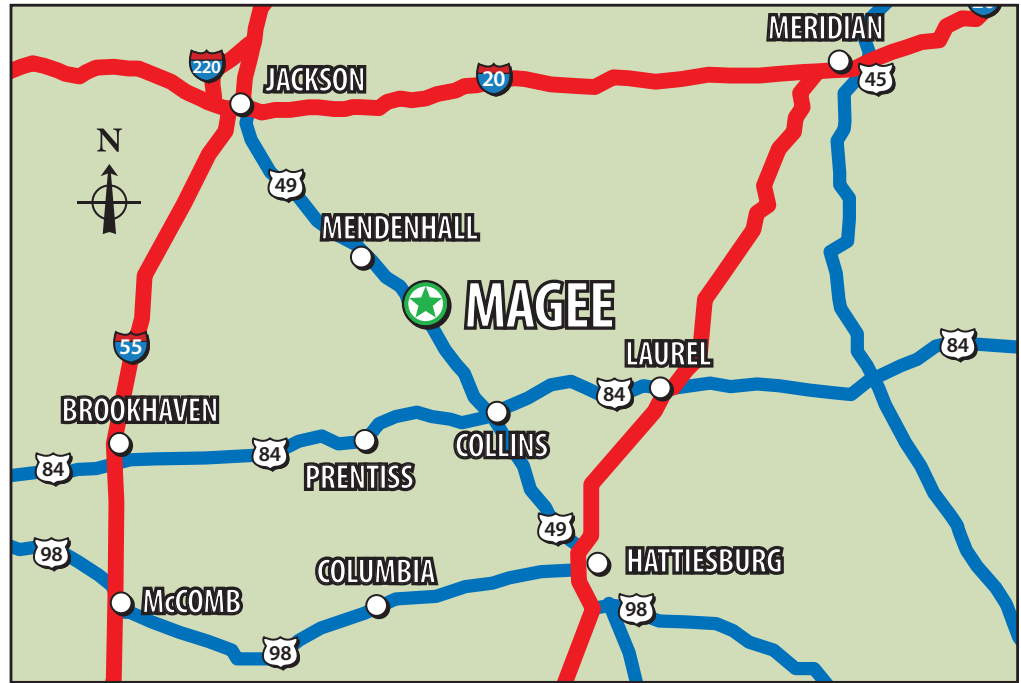




mississippi development authority
MISSISSIPPI
 mississippi.org

"Partially funded by the Mississippi Development Authority"

Retail Outlook Magee, Mississippi



RETAIL TRADE AREA DEMOGRAPHICS SUMMARY

Population

	1990	2000	2009 Estimate	2014 Projection
Magee	3,711	4,200	4,331	4,358
Retail Trade Area	48,537	53,293	52,700	51,920

Income

	2009 Estimate
Average Household	\$43,436
Median Household	\$31,833
Per Capita	\$16,637

Race Distribution

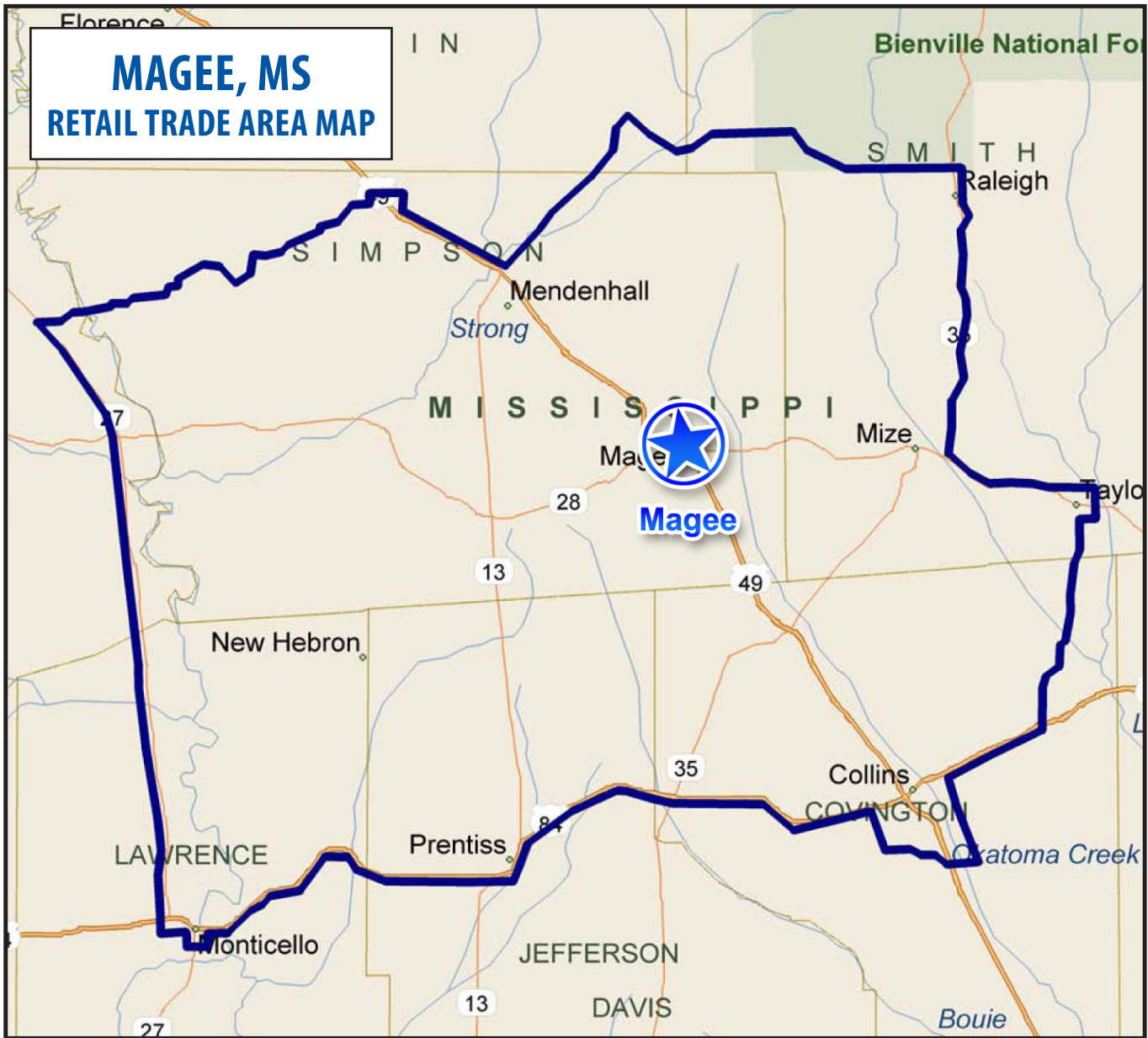
	2009 Estimate
White	58.17%
Black or African American	40.37%
American Indian/Alaskan	0.10%
Asian	0.20%
Native Hawaiian/Islander	0.02%
Other Race	0.48%
Two or More Races	0.66%
Hispanic or Latino (of any race)	1.43%

Age

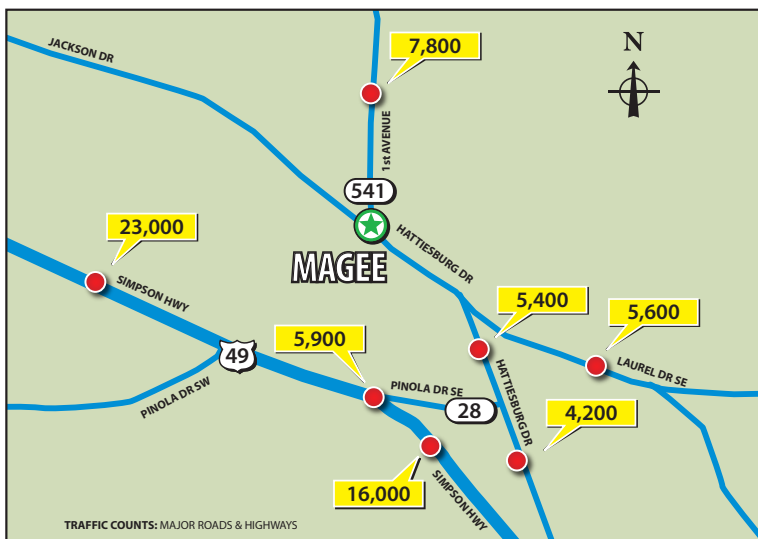
Groups	2009 Estimate
Under 5 Years	7.34%
5 - 14 Years	14.39%
15 - 20 Years	8.69%
21 - 24 Years	5.00%
25 - 34 Years	13.31%
35 - 44 Years	12.40%
45 - 54 Years	13.50%
55 Years and over	25.39%
Distribution	2009 Estimate
Median Age	36.04
Average Age	37.51

Educational Attainment

	2009 Estimate
Graduate or Professional	3.78%
Bachelor's Degree	7.38%
Associate Degree	4.56%
Some College, no degree	18.79%
High School Graduate	33.81%
Some High School, no degree	20.52%
Less than 9th grade	11.17%



AREA TRAFFIC COUNTS



CONTACT INFORMATION

Michael Ingram, Executive Director
 Simpson County Development Foundation
 P.O. Box 127
 176 W. Court Street
 Mendenhall, MS 39114

Tel: 601-847-2375

Email: scdfingram@bellsouth.net



Sources: The Retail Coach, LLC | MSDOT | U.S. Census Bureau | Claritas 2007/2008 | ESRI 2008

May 2009. All information furnished is from sources deemed reliable and is submitted subject to errors, omissions, change of terms and/or conditions. Prepared by The Retail Coach, LLC, a national retail consulting and market research firm. 662.844.2155.